

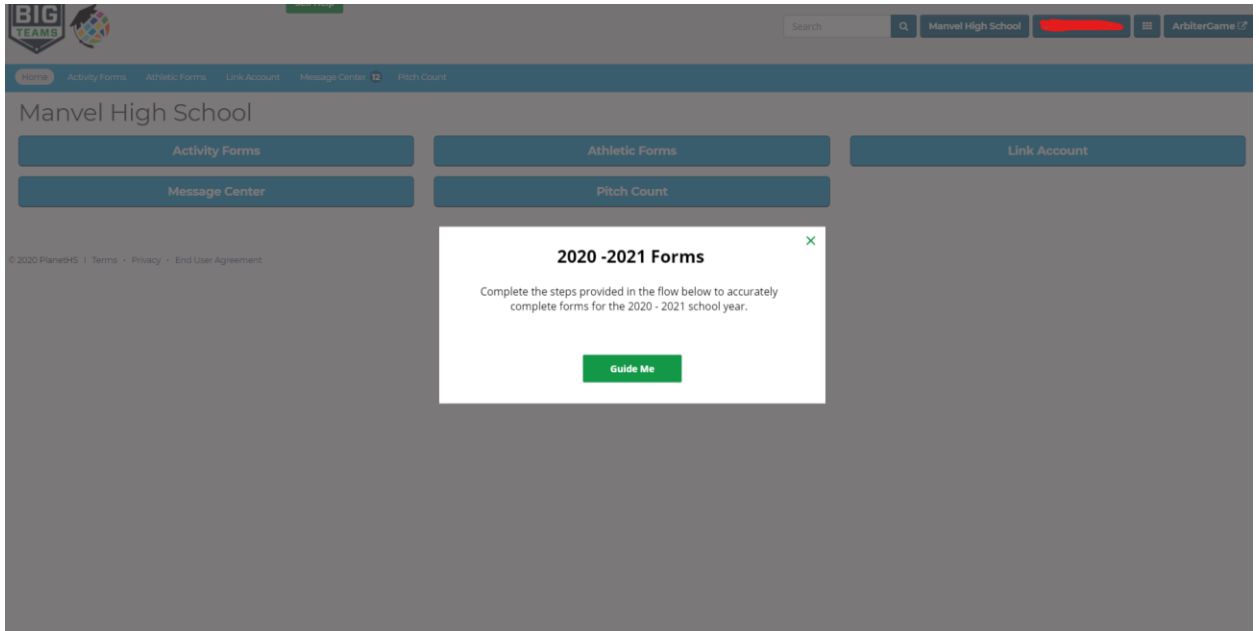
# PLANETHS TUTORIAL AND FAQ

## RETURNING ALVIN ISD STUDENTS (participated in athletics at any AISD school last year)

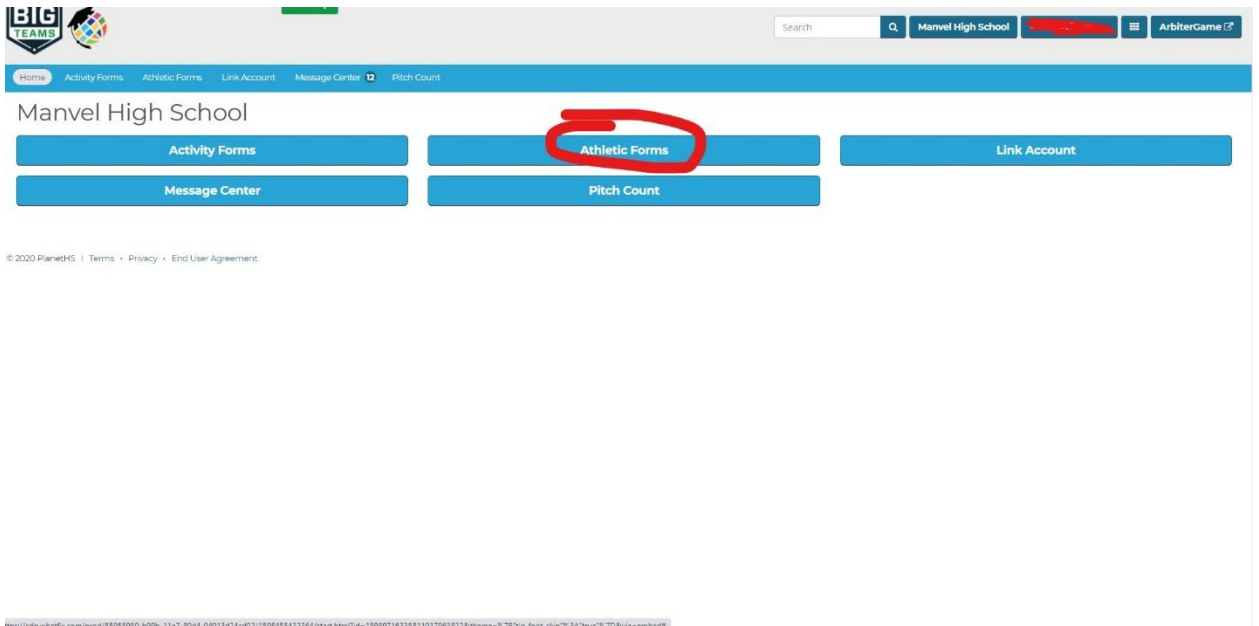
**STEP 1:** Log back into your EXISTING account. **DO NOT CREATE A NEW ONE!!!** Go to planeths.com and enter information. To reset password, enter username and hit “forgot password”. For students, usernames are generally your AISD student email or a personal email. In rare occasions, students used their cell phone number. Remember the student must sign forms on their “student” account and the parent must sign forms on their “parent” account.

The screenshot shows the Planeths website interface. At the top left, there is a 'Self Help' button and a 'BIG TEAMS' logo. At the top right, there is a 'Sign Up' button. The main content area features a 'Sign In' form. The form has a title 'Sign In' and a button 'Use my Alvin Sports account' which is crossed out with a red X. Below this, there is a radio button selected for 'Use my Student ID instead'. The form includes fields for 'Email or Mobile Number' and 'Password'. A red circle highlights the 'Forgot password?' link next to the password field. At the bottom of the form, there is a 'Sign In' button and a 'Sign Up' button. The footer of the page contains the text '© 2020 Planeths | Terms | Privacy | End User Agreement'.

**STEP 2:** Once logged in, you will be prompted to be guided through paperwork process. You can select “Guide Me” or close the tab and go through the paperwork manually.



**STEP 3:** To manually get to forms, select “Athletic Forms” from your main screen. DO NOT SELECT ACTIVITY FORMS (you will miss signing certain forms)



**STEP 4:** See below for what your main “Athletic Forms” page looks like. By clicking name in top right and selecting “settings”, you can change password if desired.

**BIG TEAMS** Search  Marvel High School

Home Activity Forms **Athletic Forms** Link Account Message Center

## Athletic Pre-Participation

Student at MARVEL HIGH SCHOOL  
Grad Year: 2024

Gender: male Date of Birth: [REDACTED]

Parent/Guardian: [REDACTED] Email: [REDACTED]

**Emergency Contacts**

Relationship	Primary Number	Secondary Number	Email
Mother	[REDACTED]	[REDACTED]	[REDACTED]
Aunt	[REDACTED]	[REDACTED]	[REDACTED]

Example forms, click here

The Athletic Pre-Participation section is where you manage and complete the required forms enabling you to participate.

What do I need to do to complete the online forms?

Reviewing Forms for the below School Year:

Filter View: 2020 - 2021

**Profile Requirements**

The below profile requirements are required in order to complete the Pre-Participation Process.

Email Address/Mobile Phone Provided: Complete [REDACTED]

Parent Account Linked: Complete [REDACTED]

**Sports of Interest**

Select the sports you wish to participate in this school year.

<input type="checkbox"/> Baseball	<input checked="" type="checkbox"/> Basketball
<input type="checkbox"/> Cheerleading	<input type="checkbox"/> Cross Country (team)
<input type="checkbox"/> Dance	<input checked="" type="checkbox"/> Football
<input type="checkbox"/> Golf (team)	<input type="checkbox"/> Powerlifting
<input type="checkbox"/> Soccer	<input type="checkbox"/> Softball
<input type="checkbox"/> Sports Medicine	<input type="checkbox"/> Swimming & Diving (team)
<input type="checkbox"/> Tennis	<input type="checkbox"/> Track/field (team)
<input type="checkbox"/> Volleyball	<input type="checkbox"/> Water Polo

**STEP 5:** Scroll down page to “Sports of Interest”. Select the sports/activities you are going to be participating in this year. By changing the “filter view” in top left, you can go back to previous years and access old documents. DO NOT ADD AN ADDITIONAL SCHOOL.

What do I need to do to complete the online forms?

Reviewing Forms for the below School Year:

Filter View: 2020 - 2021

**Profile Requirements**

The below profile requirements are required in order to complete the Pre-Participation Process.

Email Address/Mobile Phone Provided: Complete [REDACTED]

Parent Account Linked: Complete [REDACTED]

**Sports of Interest**

Select the sports you wish to participate in this school year.

<input type="checkbox"/> Baseball	<input checked="" type="checkbox"/> Basketball
<input type="checkbox"/> Cheerleading	<input type="checkbox"/> Cross Country (team)
<input type="checkbox"/> Dance	<input checked="" type="checkbox"/> Football
<input type="checkbox"/> Golf (team)	<input type="checkbox"/> Powerlifting
<input type="checkbox"/> Soccer	<input type="checkbox"/> Softball
<input type="checkbox"/> Sports Medicine	<input type="checkbox"/> Swimming & Diving (team)
<input type="checkbox"/> Tennis	<input type="checkbox"/> Track/field (team)
<input type="checkbox"/> Volleyball	<input type="checkbox"/> Water Polo

**Additional School Participation**

Please select any additional schools you may be participating in other than your home school.

**STEP 6:** At the very bottom of page you will see a list of forms. Click on each form to complete. Once a form has been signed by the student and parent, it will show “Complete” next to it. Once all forms say “Complete” you are done. “Pending” means either student or parent needs to sign; “Pending Staff” means the AT staff will approve (you will get an email once done or if it was declined); “Declined” means something was wrong with your form and it needs to be redone.

Soccer Self Help

Softball

Sports Medicine

Swimming & Diving (team)

Tennis

Track/Field (team)

Volleyball

Water Polo

**Additional School Participation**  
Please select any additional schools you may be participating in other than your home school.

**Add School:**

**Completion of These Forms is Required of Each Student**  
The forms below must be completed by both the student and a parent or legal guardian. Only after the Sports Director has reviewed and approved the completed forms will the student be allowed to participate in team activities.

**Status Legend**

- Awaiting Student Signature:** The student needs to log into their account to review and sign the form.
- Awaiting Parent Signature:** The parent needs to log into their account to review and sign the form.
- Pending Staff Approval:** The form is now waiting for the Sports Director at your school to review and approve the form.
- Declined:** Staff declined the form.
- Completed:** Form is complete.

- LUIL - Pre-Participation Physical Evaluation - Medical History Complete
- LUIL - Pre-Participation Physical Examination Complete
- LUIL Athletic Participation Forms Agreement Complete
- AISD Emergency Information and Consent to Treat Complete
- AISD Cognitive Testing Letter Complete
- AISD Consent to Drug Testing Complete
- OTC Medication Consent Complete
- Athletic Code of Conduct Complete

© 2020 PlanetHS | Terms - Privacy - End User Agreement

**STEP 7:** The AISD Code of Conduct Form requires you to read/view the form before allowing you to initial/sign. You will click the “read” tab and it will open a new screen. View/read documents and then close page. The form will then allow you to sign/initial.

Manvel High School

ArbiterGame 1.0

Home
Activity Forms
Activity Posters
Athletic Forms
Coach Mgmt
Equipment
Member List
Message Center 2156
Pitch Count
Quick Account
Setup
Team Posters
User Import
Wellness & Safety

## Athletic Code of Conduct

MANVEL HIGH SCHOOL  
Grad Year: 2023 | Gender: female | Date Of Birth: [REDACTED]

Items marked with an asterisk (\*) are required.  
\*\* To view a PDF in your browser, install/enable a PDF Reader extension/plugin.

**Form Requirement(s)**

- Student Athlete Signature Required
- Parent Signature Required
- Staff Signature Required
- Use of the Previous Year Form is allowed as long as it is not expired

**Print / Upload Here**

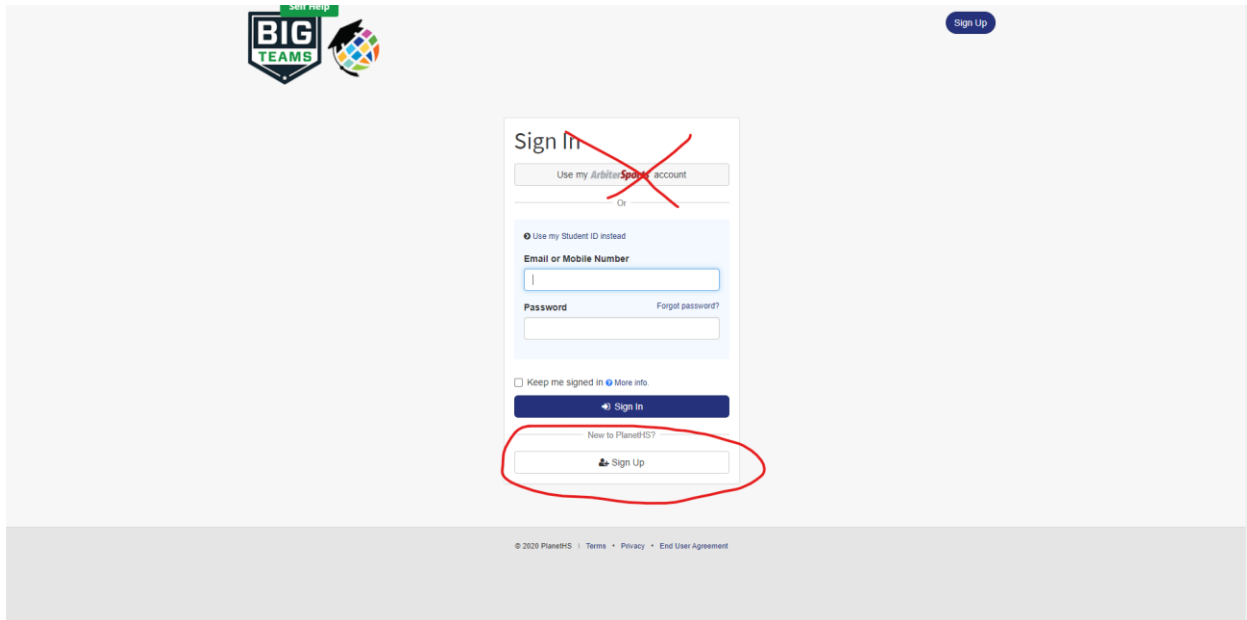
READ
Athletic Code of Conduct

Parent/Student MUST sign and approve to allow completion of the fields below:

<input style="width: 100%;" type="text"/>	I, [REDACTED], have read and understand the above Alvin I.S.D. Athletic Code of Conduct, sport specific training rules, and agree that I will abide by the Athletic Code of Conduct, the sport specific training rules, and all Alvin I.S.D. policies.
<input style="width: 100%;" type="text"/>	[REDACTED] have read and understand the above Alvin I.S.D. Athletic Code of Conduct, the sport specific training rules, and agree that I and my son/daughter will abide by the Athletic Code of Conduct, the sport specific training rules, and all Alvin I.S.D.
<input style="width: 100%;" type="text"/>	I have read, understand and consent to the guidelines, student responsibilities, behavior expectations and consequences set forth in the organizations by-laws/constitution, AISD Student Code of Conduct, Athletic Code of Conduct and Extracurricular Code of Conduct.
<input style="width: 100%;" type="text"/>	I also understand that the AISD Extracurricular Code of Conduct is not a substitute for the AISD Student Code of Conduct or AISD Board Policies.

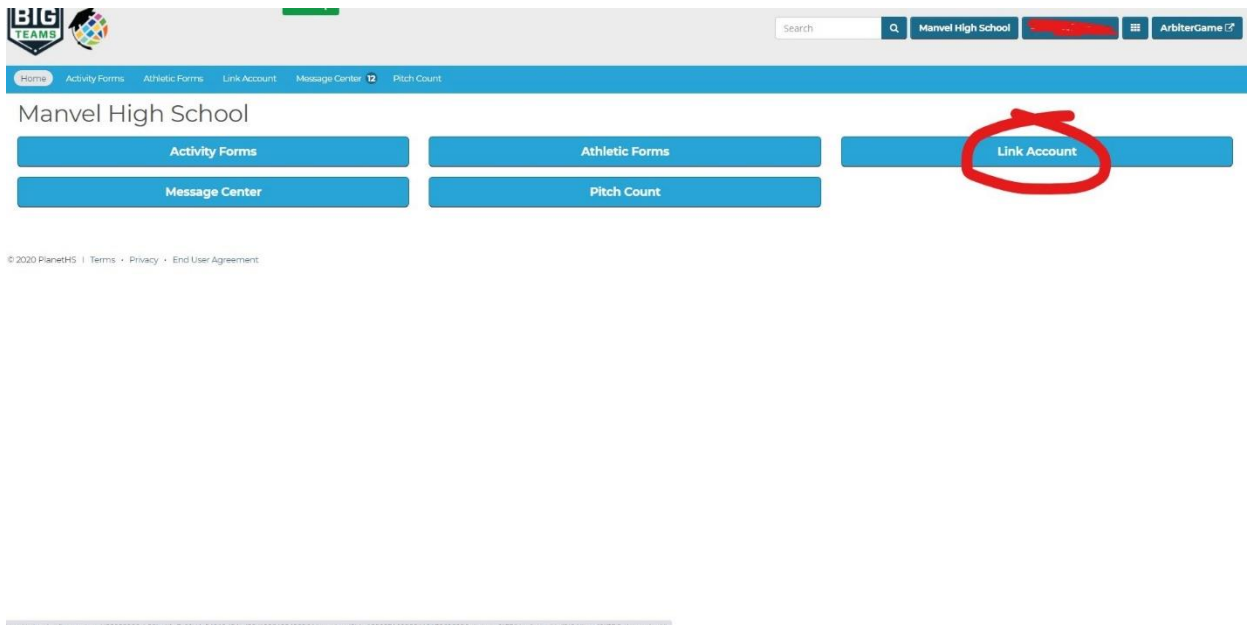
## NEW STUDENTS TO ALVIN ISD

- Student AND Parents will both create accounts. Go to [planeths.com](http://planeths.com) and create student and parent accounts.



The screenshot shows the Planeths.com login interface. At the top left is the 'BIG TEAMS' logo. At the top right is a 'Sign Up' button. The main content area is titled 'Sign In'. It features a radio button for 'Use my Arbitrator account' which is crossed out with a red X. Below it is an 'Or' separator. The 'Use my Student ID instead' section has a radio button that is selected. It includes input fields for 'Email or Mobile Number' and 'Password', with a 'Forgot password?' link. There is a checkbox for 'Keep me signed in' and a 'More info' link. A blue 'Sign In' button is present. Below the sign-in section, there is a link for 'New to Planeths?' and a 'Sign Up' button, which is circled in red. At the bottom of the page, there is a footer with copyright information: '© 2020 Planeths | Terms | Privacy | End User Agreement'.

- Once logged in, from the main screen select “Link Accounts”. If logged into parent account then enter student’s email or phone number. If logged into student account then enter parent’s email or phone number.



The screenshot shows the main dashboard for Manvel High School on Planeths.com. At the top left is the 'BIG TEAMS' logo. At the top right is a search bar and a navigation menu with 'Manvel High School' and 'ArbiterGame?'. Below the search bar is a navigation bar with links for 'Home', 'Activity Forms', 'Athletic Forms', 'Link Account', 'Message Center', and 'Pitch Count'. The main content area features several blue buttons: 'Activity Forms', 'Athletic Forms', 'Message Center', 'Pitch Count', and 'Link Account'. The 'Link Account' button is circled in red. At the bottom of the page, there is a footer with copyright information: '© 2020 Planeths | Terms | Privacy | End User Agreement'.

- If logged into parent account then enter student's email or phone number. If logged into student account then enter parent's email or phone number.

The screenshot displays the 'Account Linking' interface. On the left, a sidebar lists various account management options. The main area features a 'Linked Accounts' section with a redacted entry and an 'Unlink' button. Below this, there is a text input field for 'Email or Mobile Number' and a 'Send' button, both highlighted with a red circle. The footer contains the text: © 2020 PlanetHS | Terms · Privacy · End User Agreement.

- Follow steps 3-7 as stated above to complete forms.

## TIPS AND FAQ

- This process can be completed on your cell phone; however it is much easier to do on a desktop, laptop or tablet (in that order).
- The process is easier for new students if you create the student account first before the parent account.
- If you know you have had an account but you are unable to figure out your log in, DO NOT CREAT A NEW ACCOUNT. All of your medical information is tied to your original account; it is much easier to look up and manually reset log in information than to fix multiple accounts.

### - What do I do if I can't remember my log in information?

Try resetting your password first by entering your username and selecting the "forgot password" option. Students generally used their AISD emails as their username but a few have a personal email or a cell phone number listed. If none of those work, email Coach Sorrell at [ssorrell@alvinisd.net](mailto:ssorrell@alvinisd.net) to look up.

### - Do I need another copy of my physical exam?

No, if you had one last year (2019/2020) then it is being accepted again this year. If you were at an AISD school last year then it should already be on your account. If you are new to AISD you will need to upload a copy from your previous school.

### - What happened to Arbiter?

Arbiter was "rebranded" as PlanetHS. It's the same software and database just a new name. All information on your accounts from the past 3 years is still there. DO NOT click on the Arbiter Sports log in screen, it will not recognize your information.

### - How do I know if I'm "clear" to participate?

Once logged in, click on "Athletic Forms" and scroll to the bottom of the page. You will see all eight forms listed. ALL EIGHT FORMS MUST SAY "COMPLETE" next to them for you to be clear. (see Step 6 picture for example)

### - I can't sign the AISD Code of Conduct Form.

This form requires you to click "read" at the top of the page and view the document before it allows you to sign/initial. (See Step 7 picture for example)

**- My parent can't sign any forms.**

Make sure that they are logged into their "parent" account. Students must sign forms while logged into their "student" account and parents must be on their "parent" account. This is for safety and legal reasons to eliminate students trying to "sign" for their parents.

**- I have several children, do I need separate parent accounts?**

No, you can "link" accounts with all of your children to a single parent account.

**- Why was my medical history form declined?**

The system requires all "yes" answers be explained in the box at the bottom of the form. We can not override it. If you mark "yes" to any question, you must provide an explanation.

**- I am in Band/Dance/Color Guard and don't see that option on some of the forms?**

As long as you have "Band/Dance" is selected as your activity on your main profile the individual forms do not matter what you mark down. If you do not see "Band" listed you can select any sport or activity. Color Guard please put "Band" as your activity on your main account page.