

How To Create a Parent Account

Step 1.) Go to www.rankone.com

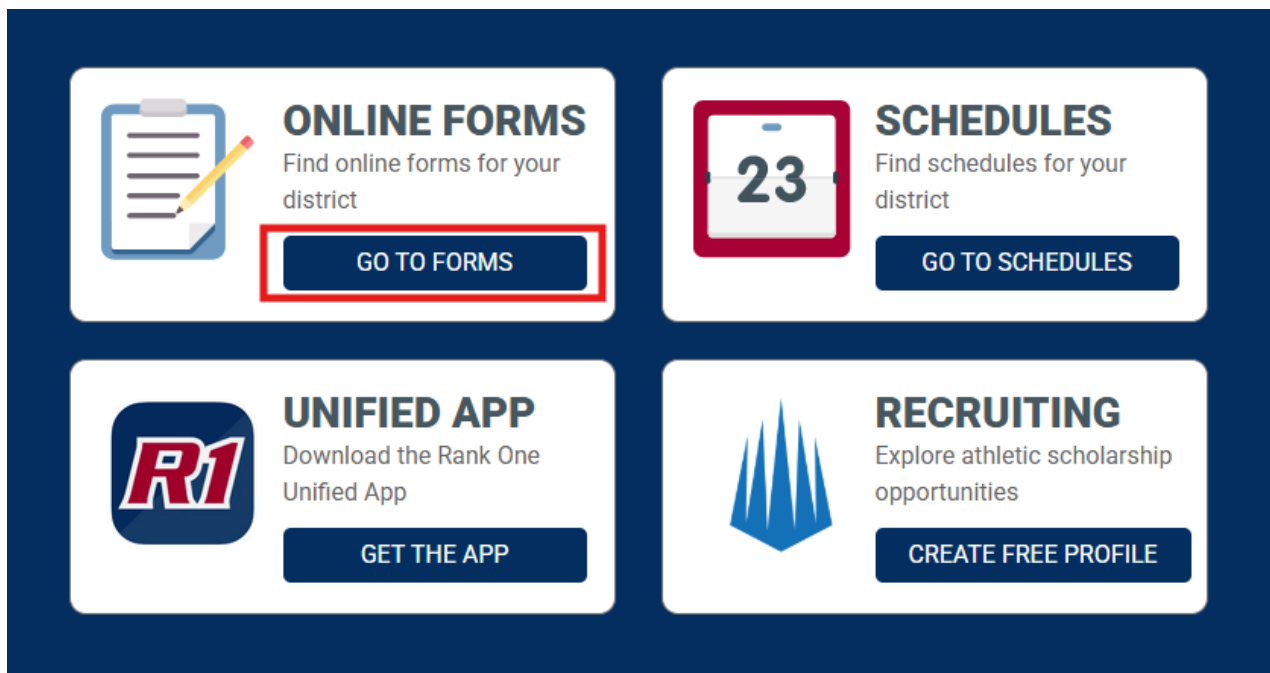
Step 2.) Click the “Parents Click Here” button at the top right side of the page



Employee School Login

PARENTS CLICK HERE
Online forms, schedules, and more!

Step 3.) Click the “Go to Forms” button under the Online Forms section



ONLINE FORMS
Find online forms for your district
GO TO FORMS

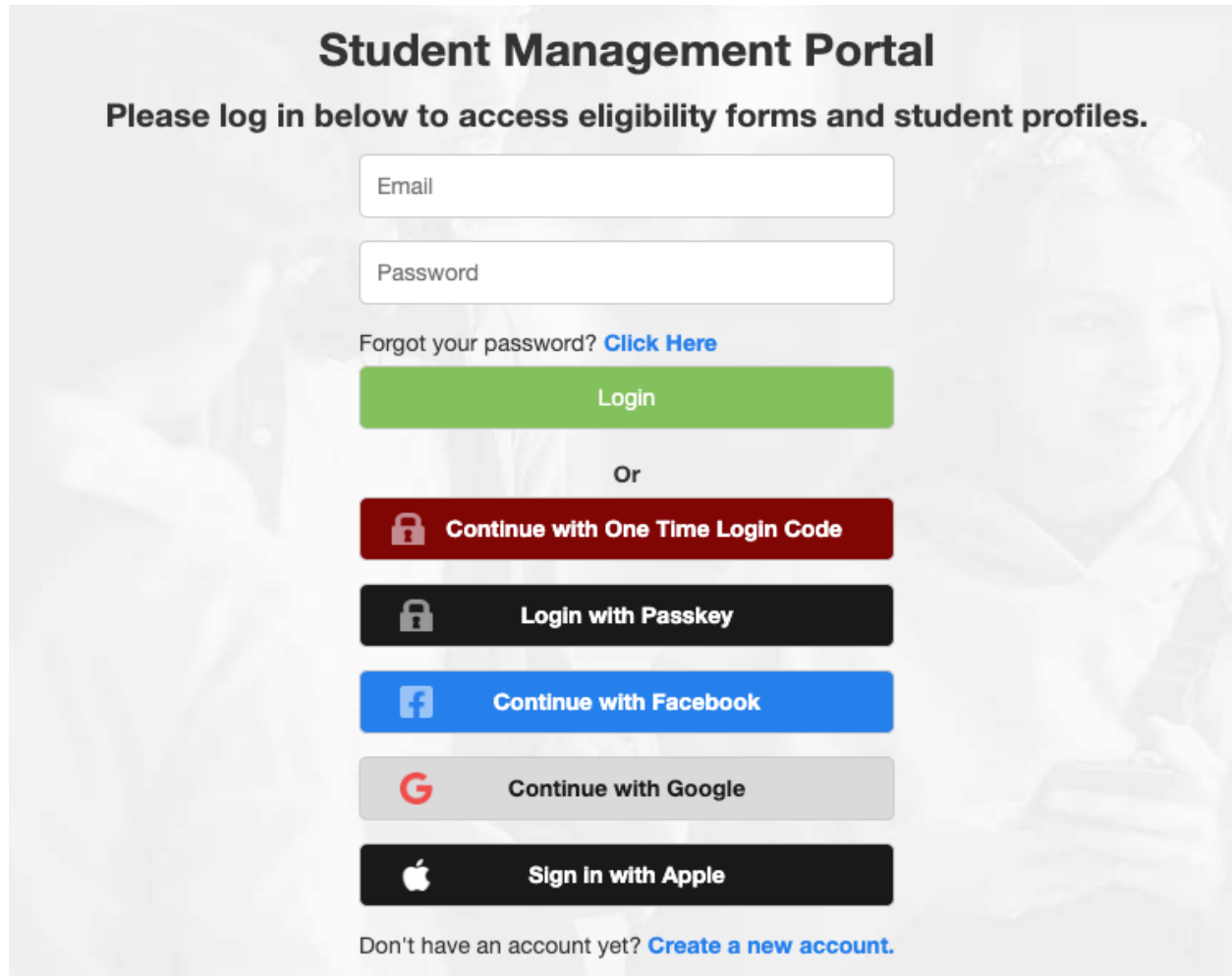
SCHEDULES
Find schedules for your district
GO TO SCHEDULES

UNIFIED APP
Download the Rank One Unified App
GET THE APP

RECRUITING
Explore athletic scholarship opportunities
CREATE FREE PROFILE

Step 4.) Select your State & the School District that your student attends

Step 5.) You can create an account using Facebook, Google, Apple or, by clicking the “Create New Account” button at the bottom of the page.



Student Management Portal

Please log in below to access eligibility forms and student profiles.


Email


Password


Forgot your password? [Click Here](#)


Login


Or

 Continue with One Time Login Code

 Login with Passkey

 Continue with Facebook

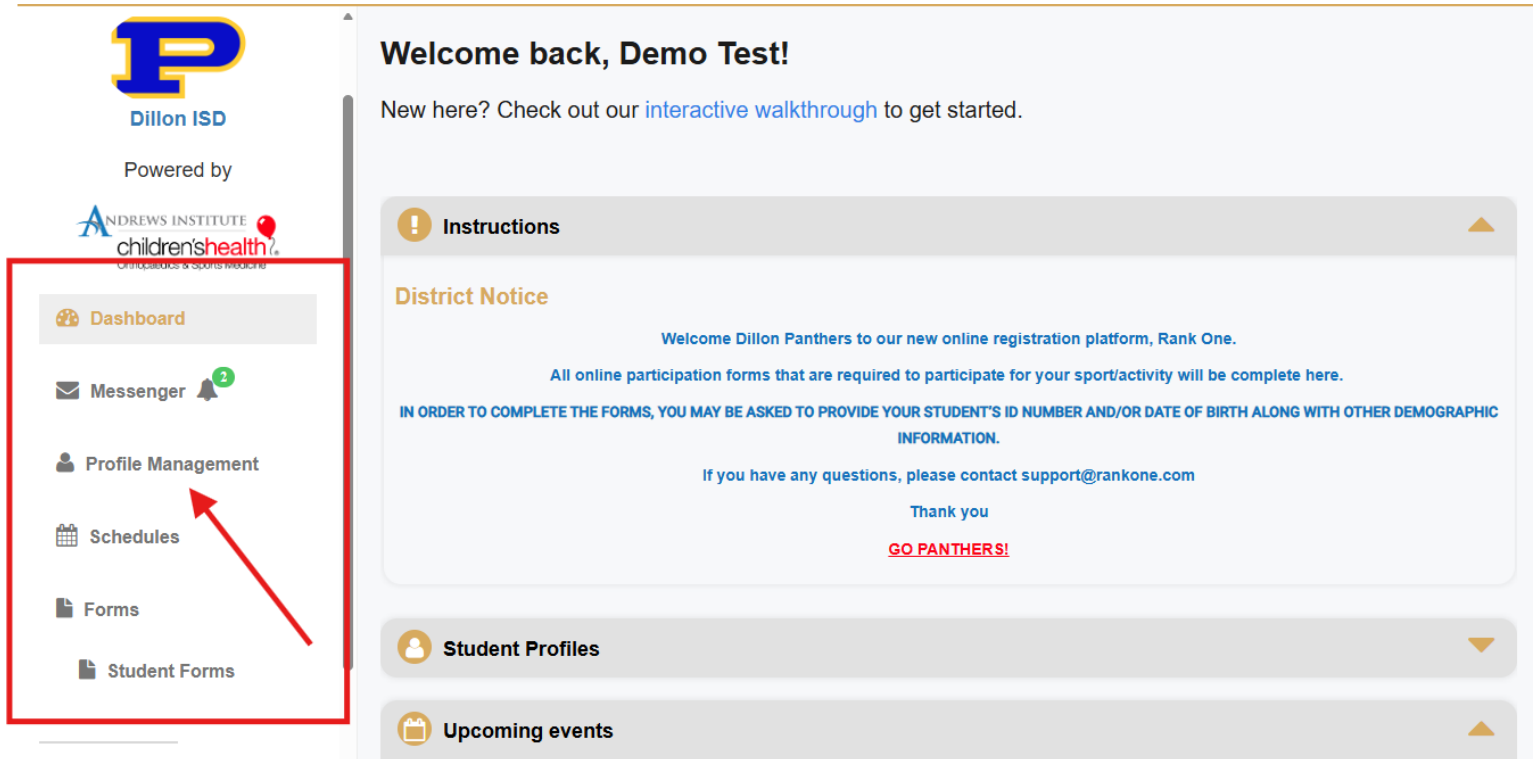
 Continue with Google

 Sign in with Apple

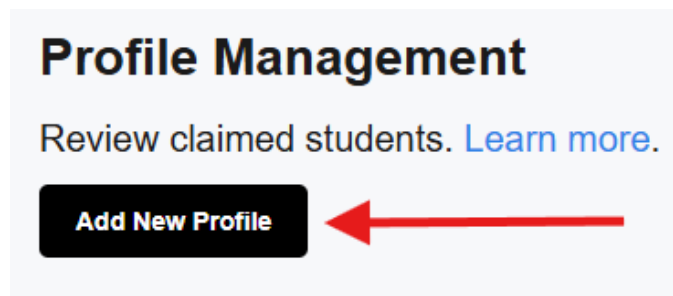
Don't have an account yet? [Create a new account.](#)

If you choose the “Create New Account” button at the bottom of the page, you will need to confirm your email once your account has been created. Please check your inbox and your junk folder to verify the email address

Step 6.) Once you are logged in, navigate to the left-hand side of the screen and select “Profile Management” to claim your student to your account




Step 7.) Click the Add Profile button to start claiming your student





Step 8.) Depending on your school district, the validators for claiming your student may be different. In this instance, you will type the Student ID number & Last Name. In other cases, you may have to put your students' birth date, first name and last name

Find Students

Please search below to find the student(s) you are completing forms for.

Last Name 

Student ID Number 

Find Student 

Step 9.) Once you have claimed your student, you will be able to select the sports that they are going to be participating in at their school, then, click Save

School Selected Sports/Activities:

Male Sports/Activities	Female Sports/Activities	Combined Sports/Activities
<input checked="" type="checkbox"/> Baseball (M) <input type="checkbox"/> Basketball (M) <input type="checkbox"/> Cross Country (M) <input checked="" type="checkbox"/> Football (M) <input type="checkbox"/> Golf (M) <input type="checkbox"/> Lacrosse (M) <input type="checkbox"/> Soccer (M) <input type="checkbox"/> Track & Field (M) <input type="checkbox"/> Wrestling (M)	<input type="checkbox"/> Basketball (F) <input type="checkbox"/> Cross Country (F) <input type="checkbox"/> Soccer (F) <input type="checkbox"/> Track & Field (F) <input type="checkbox"/> Volleyball (F) <input type="checkbox"/> Wrestling (F)	<input type="checkbox"/> Art (C) <input type="checkbox"/> Band (C) <input type="checkbox"/> Band - Extracurricular (C) <input type="checkbox"/> Choir (C) <input type="checkbox"/> Dance (C) <input type="checkbox"/> Esports (C) <input type="checkbox"/> One Act Play (C) <input type="checkbox"/> Robotics (C)

[Save](#) [Back](#)

Step 10.) Click the dropdown to the right of your student's name to see the applicable forms that must be filled out for your student. You will also be able to view the Rank One Parent account tutorial video on the right of this screen.

John Foster ID: 915995 | Gender: Male | Age: 15 | Grade: 11

⊕ Baseball (M) ⊕ Football (M)

● **Ineligible for some sports/activities** - 3 documents incomplete

John Foster's Forms

Electronic Documents

Emergency Card	Incomplete
Physical Upload Form	Incomplete
Athletic Forms	Incomplete

- Approved** This form has been submitted and approved.
- Out of Date** This form is expired.
- Pending Approval** This form has been submitted and is pending approval by the district.
- Incomplete** This form has not been submitted.
- Rejected** This form has been rejected by the district.

NCSA College Recruiting

Downloadable documents to print off may be available on the right-hand side of the screen:

navigate away from the page, otherwise the form will show incomplete on the student profile. If you have any questions, please contact your school's Athletics or Fine Arts office directly.

Downloadable Documents

- Medical History & Physical Form

FOR ANY QUESTIONS, PLEASE EMAIL: support@rankone.com